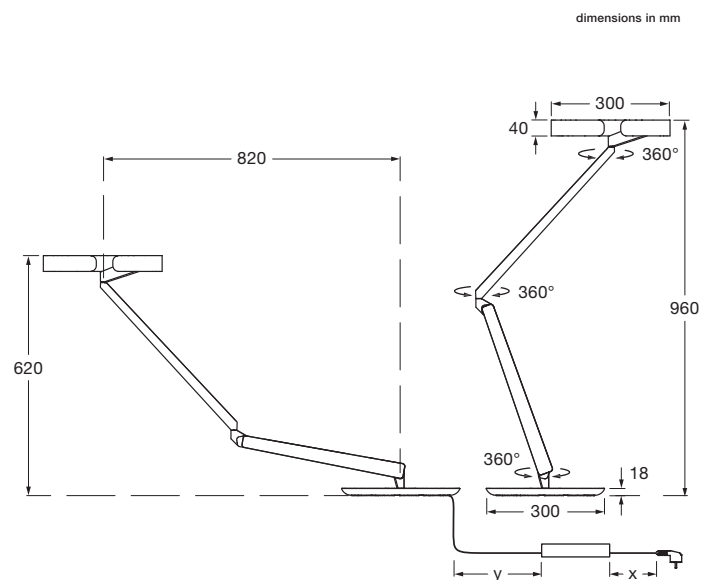


Mito gioia equilibrio datasheet

Ring-shaped LED table luminaire with light emission on both sides and a luminaire head diameter of 30 cm. The lighting effect wide provides wide beam symmetrical light upwards for uniform indirect illumination and directional asymmetrical light downwards for perfect illumination of the table. The »focus light« allows further focusing of the downlight for a directed light with high intensity on a reduced area.

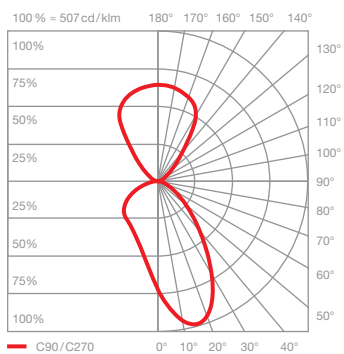

The head is freely rotatable (360°) without stop and can be removed for maintenance. The two-part body is freely height-adjustable and can also be rotated freely through 360° without a stop. Connection via plug-in power supply (converter) to 230 V AC / 50 Hz mains voltage at a power of 30 W, control via »touchless control« on the head or via Occhio air. The color temperature is infinitely variable via »touchless control« or Occhio air from 2700–4000 K controllable.



technical data Mito gioia equilibrio

properties	material	head/body aluminium, base: steel, inserts: optical plastic
	cable length	power supply unit (x): 1 m luminaire (y): 2 m of which 1.5 m are retractable
	weight	10.5 kg
surface	head	painted: matt white, matt black, matt silver, matt gold PVD coated: rose gold, bronze, phantom anodized: black phantom
	fork/body/base/cable	painted: matt white, matt black
Occhio »color tune« LED	average life time	> 50.000 hrs
	energy efficiency class (luminous efficiency)	G (60 lm / W)
	power	30 W (LED 24 W; standby < 0,5 W)
	color rendering index	high color; CRI Ra 95
	color temperature (color consistency)	2700–4000 K (2-step)
electricity	dimming	»touchless control« or Occhio air
	connection	230 V AC / 50 Hz
	power factor power supply (cos φ1)	0.9
	flicker / stroboscopic effect	1 (PstLM) / 0.9 (SVM)
	permitted operating conditions	max. 30°C for indoor use only

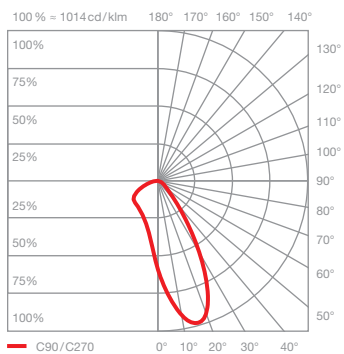

Mito gioia equilibrio lighting effect



wide
wide light beam (up and down), beam angle
approx. 80° directed (down)

inserts: wide asymmetric/flood

luminous flux : high color 24 W 1550 lm



»focus light«
directed and focused light downwards

luminous flux : high color 9 W 530 lm