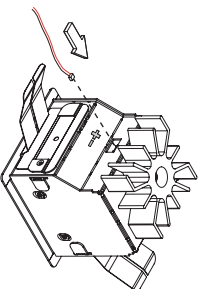


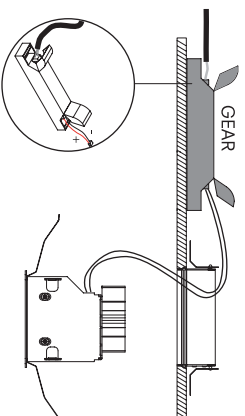
Kreon

technics		in case of installation with plasterkit		Name	Reference	plasterkit: L x W x D			
1	plasterkit			Down-in-line 76 single LED (8,4W)	Kr918293	86 x 86 x 140			
				Down-in-line 76 double LED (2x8,4W)	Kr928293	163 x 86 x 140			
				Down-in-line 76 single LED (8,4W)	Kr918093	86 x 86 x 140			
				Down-in-line 76 double LED (2x8,4W)	Kr928093	163 x 86 x 140			
				Please make sure that main voltage is disconnected before proceeding! ⚡					
2	plasterkit BA13			Down-in-line 76 single LED (7,2W)	Kr918293	180 x 140			
				Down-in-line 76 double LED (2x7,2W)	Kr928293	300 x 175			
				Down-in-line 76 single LED (8,4W)	Kr918093	180 x 140			
				Down-in-line 76 double LED (2x8,4W)	Kr928093	300 x 175			
				T = plasterboard thickness=12,5-13mm					
plasterkit BA13		in case of installation with BA13		Name		Reference	Ø x D		
plasterkit BA13				adjust V-marks for the alignment		install plasterkit on the ceiling and fix it with screws		plaster ceiling to hide screws and plaster kit	
plasterkit BA13				adjust V-marks for the alignment		install plasterkit on the ceiling and fix it with screws		plaster ceiling to hide screws	

Kreon



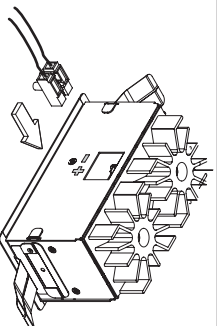
connect the small connector included with the LED
IMPORTANT:
- check polarity: red = +, black = -
- the connector only fits in one direction: don't force it otherwise!!



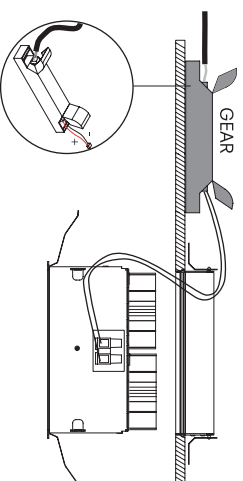
install correct gear with strain relief on hollow ceiling

WARNING
the led will be destroyed if not connected correctly!
respect polarity!!

Name	Reference	Gear
Down-in-line 76 single LED	Kr918293	Led Driver 20V/350mA
Down-in-line 76 single LED	Kr918093	Led Driver 12V/700mA



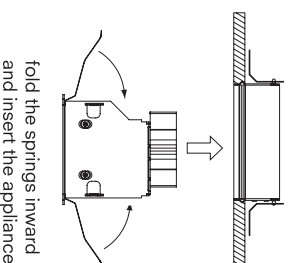
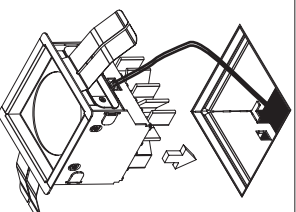
connect the small connector included with the LED
IMPORTANT:
check polarity: red = +, black = -



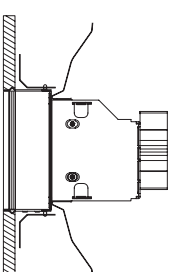
install correct gear with strain relief on hollow ceiling

WARNING
the led will be destroyed if not connected correctly!
respect polarity!!


Name	Reference	Gear
Down-in-line 76 double LED	Kr928293	Led Driver 40V/350mA
Down-in-line 76 double LED	Kr928093	Led Driver 24V/700mA



fold the springs inward and insert the appliance



CLICK!



4 installation

5 louvre



6 louvre

Kreon nv

Industrieweg Noord 1152
3660 Opplabbek
Belgium

Tel + 32 89 81 97 80
Fax + 32 89 81 97 90

www.kreon.com
mailbox@kreon.be

Rev. date: 12/1/2012
KR81782031705