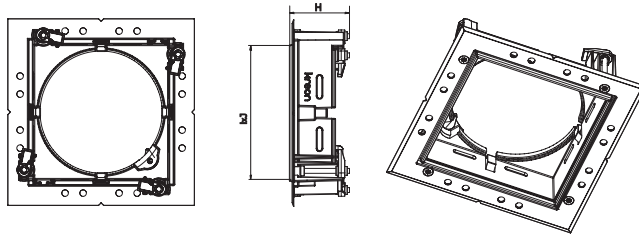


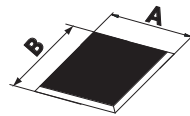
kreon installation manual

technics & dimensions

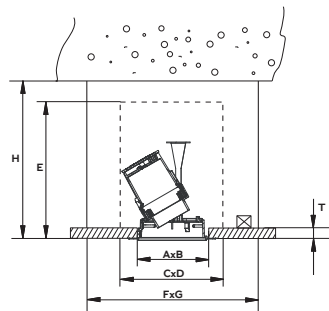


name	reference	IxJ	H
Down in-line 80 plasterkit no shadow gap	KR717114	80x80	37
Down in-line 80 plasterkit shadow gap	KR717118	86x86	37
Down in-line 80 plasterkit double	KR727114	80x165	37
Down in-line 40 plasterkit	KR707114	40x40	27
Down in-line 40 plasterkit deep recessed	KR707714	40x40	51

technics & dimensions



name	reference	lamp type	AxB	CxD	E _{min}	FxG	H _{min}	T _{min-Tmax}
Down in-line 80 plasterkit (shadow gap)	KR717114	QR-CBC51	KR917703	102x102	170x170	130	320x320	200 9-26
	KR717118	LED dir.	KR917733	102x102	170x170	140	300x300	157 9-26
		LED dir.	KR91793X	102x102	95x95	115	344x344	120 9-26
		WW / LED fix	KR91733X/KR917033	102x102	200x200	100	260x260	100 9-26
		Audio	KR91779X	102x102	150x150	130	200x200	130 9-26
Down in-line 40 plasterkit	KR707114	LED MR16 dir/fix	KR917803/KR917233	102x102	191x191	110	350x350	110 9-26
		LED PAR16 dir/fix	KR917843/KR917253	102x102	176x176	130	330x330	130 9-26
Down in-line 40 plasterkit deep recessed	KR707714	LED dir, fixed, WW	KR907733/KR907333 /KR91733X	63x63	110x110	80	110x110	80 9-14 9-14
		fixed	KR907033	63x63				9-14
Down in-line 80 plasterit double	KR727114	QR-CBC51	KR917703	102x177	220x220	130	400x400	200 9-26
		LED dir.	KR917733	102x177	220x220	140	400x400	200 9-26
		Fixed, WW	KR91733X/KR917033	102x177	254x254	105	552x552	105 9-26
		Audio	KR91779X	102x177	150x220	130	230x230	130 9-26

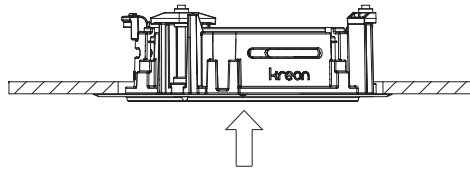


FxGxH: min dimension for cooling, gear inclusive
 CxDxE: min dimension for rotation
 (can be applied with non combustable matter, gear exclusive)

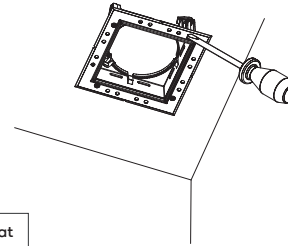
kreon installation manual

installation

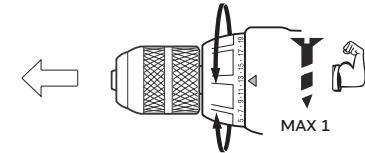
Put the plasterkit through the hole.



Fix the plasterkit with the screws.



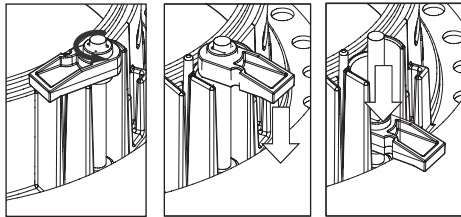
Assembling torque max 20 cN.m.



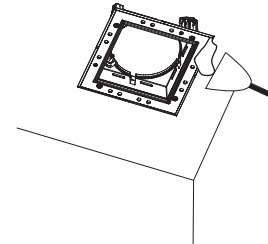
Please make sure that sticker is removed before proceeding

installation

Assembling principle



Fill around perimeter of plasterkit using suitable filler and plaster to hide screws and plasterkit



Minimum filler distance, spread out until zero.

