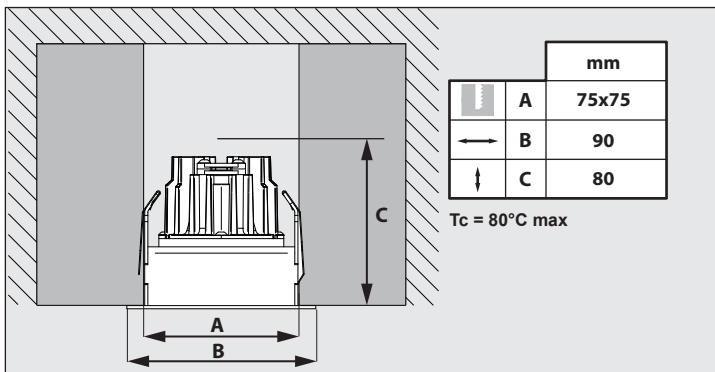
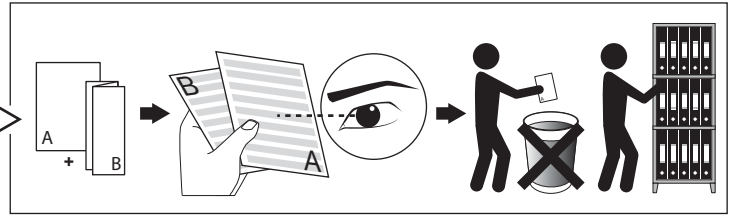
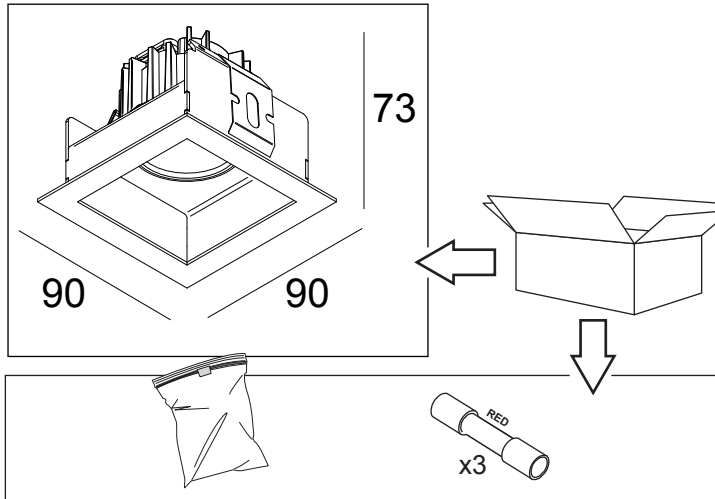
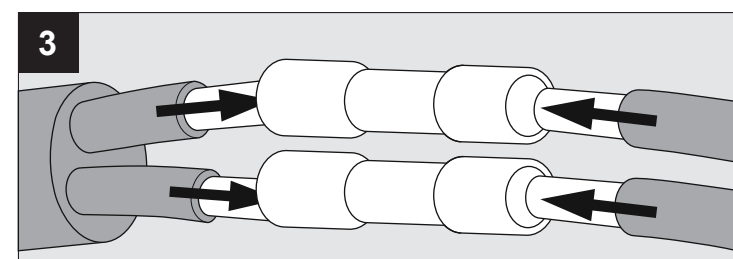
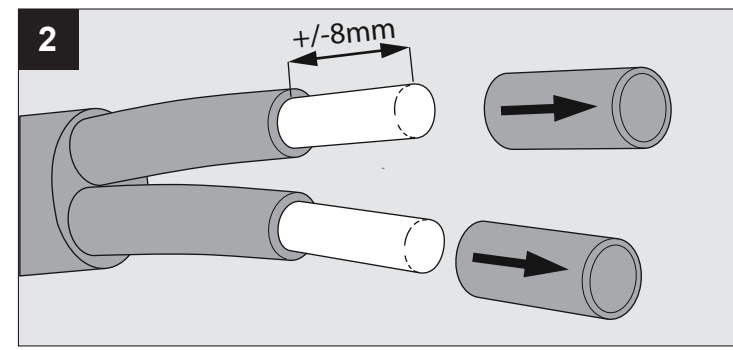
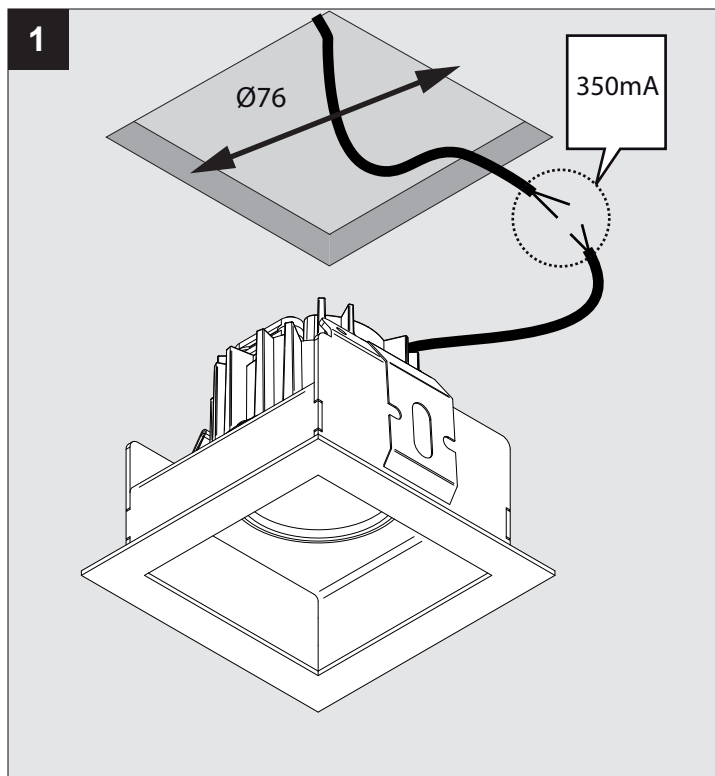
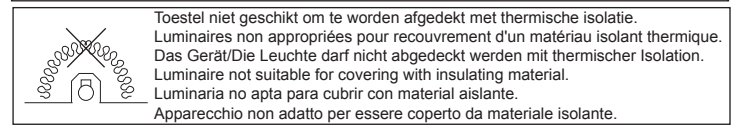


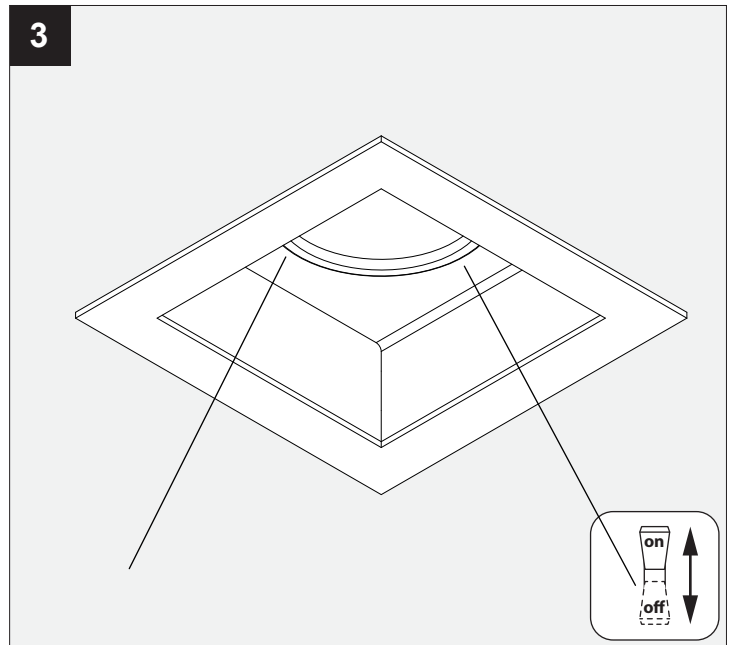
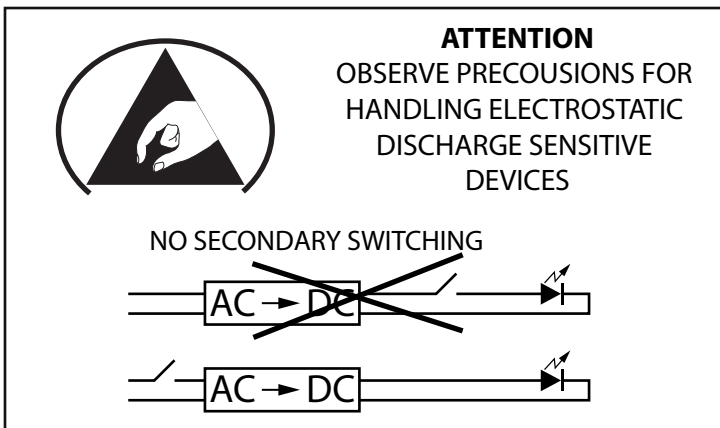
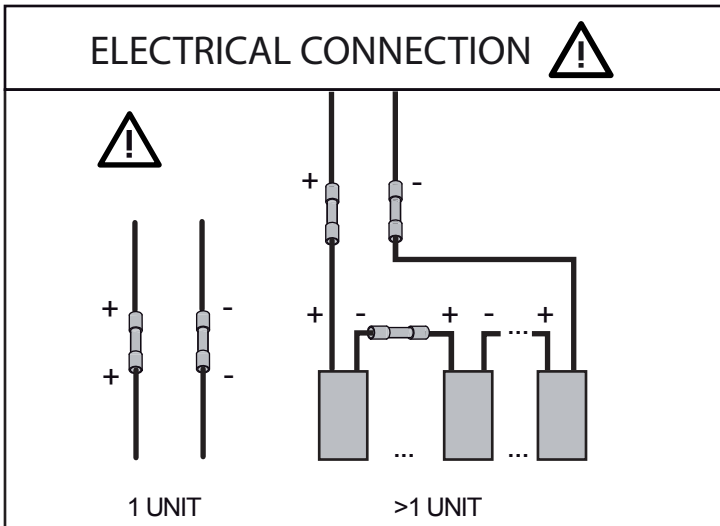
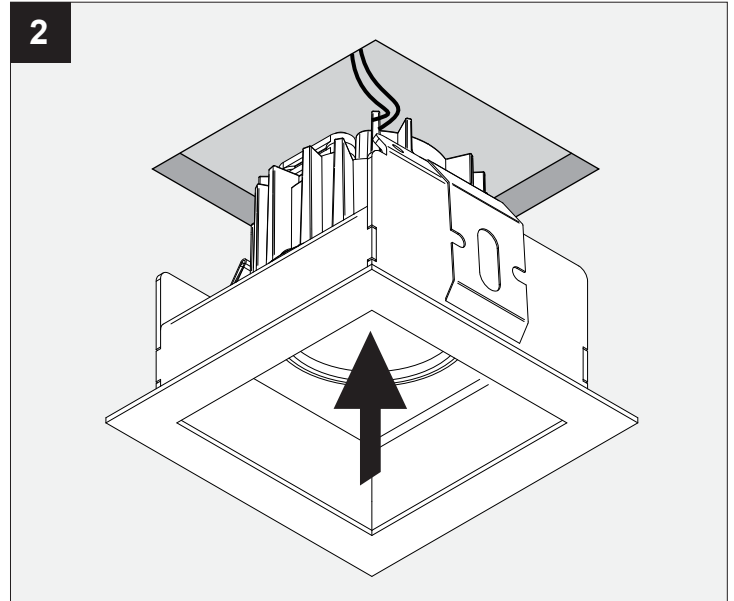
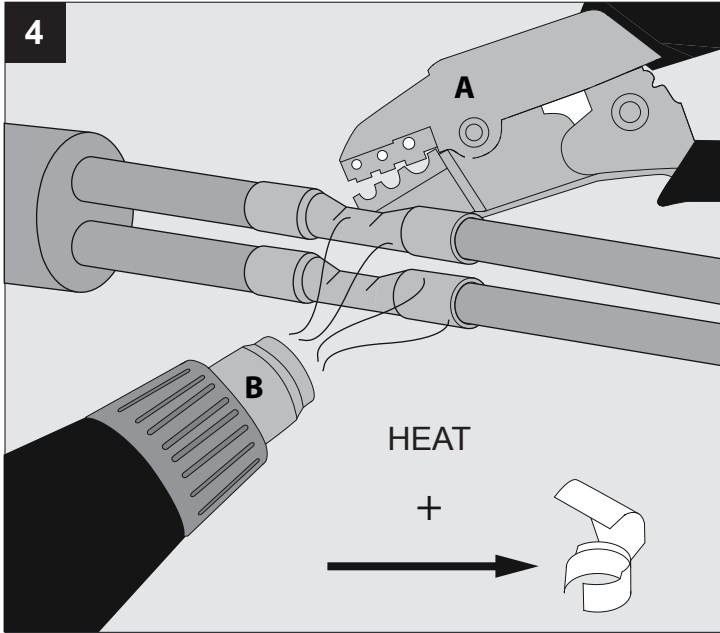
CARREE X LED -65 S2


DEEL
PARTIE
TEIL
PART
PARTE
PARTE **A**



I _o	350mA
P _o	7,1W
U _f Typical	20,2V-DC







- Use only power supplies that are certified according to the applicable IEC or UL safety standards.
- Use only SELV power supplies.
- Check the ratings of the power supply with those of the luminaire.
The maximum current rating must be taken into account.
The indicated typical voltage must not be used to select a constant voltage power supply but is intended to select a constant current power supply that is able to cover that typical voltage.
- Take appropriate ESD measures. Avoid touching bare conductors.
- Leds or led luminaires that require a current controlled power supply must never be connected in parallel.
- Leds can be damaged by the contact with certain chemicals or chemical gasses.
Therefore led domes or led engines should never be cleaned with chemical substances.
The following substances have proven to have a negative influence on the performance and must not be used in the direct environment of a led luminaire.
Methyl acetate or ethyl acetate (i.e., nail polish remover)
Cyanoacrylates (i.e., "Superglue")
Glycol ethers (including Radio Shack® Precision Electronics Cleaner - dipropylene glycol monomethyl ether)
Formaldehyde or butadiene (including Ashland PLOBOND® adhesive)
Dymax 984-LVUF conformal coating
Loctite Sumo Glue
Gorilla Glue
Bleach, Bleach-containing cleaners, sprays
Loctite 384 adhesive
Loctite 7387 activator
Loctite 242 threadlocker
- Remove insulation and/or provide sufficient ventilation so that the indicated max Tc is not surpassed.
- Leds are susceptible to switching transients. Therefore switching must be done in the primary circuit of the power supply.
- DELTA LIGHT recommends to use the power supplies that are indicated in the Lighting Bible.
- Respect polarity
- Don't test LED luminaires one by one on a powersupply that is switched on.

De verlichtingsbron van dit verlichtingstoestel zal enkel door de fabrikant of door de fabrikant aangestelde installateur vervangen worden.

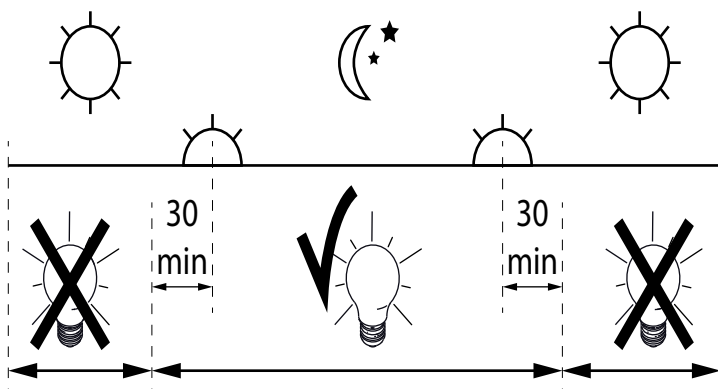
La source lumière de cet appareil ne sera remplacée que par l'entreprise ou par un agent reconnu.

Das enthaltene Leuchtmittel sollte nur durch entsprechendes Fachpersonal ersetzt werden.

The light source contained in this luminaire shall only be replaced by the manufacturer or his service agent.

La fuente de iluminación que tiene esta luminaria sólo puede remplazarse por el fabricante o por un instalador autorizado.

La sorgente luminosa incorporata in questo apparecchio può essere sostituita solo dal produt tore, da un suo centro assistenza oppure da una persona in possesso della necessaria abilitazione.



Dagelijkse ontstekingsperiode toegestaan
 Durée quotidienne d'allumage admissible
 Erlaubte tägliche einschaltdauer
 Allowed daily operation period
 Periodo giornaliero di accensione ammesso
 Periodo diario de encendido permitido