

Date _____

Name _____

Client _____

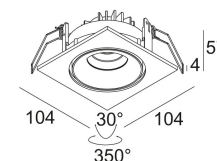
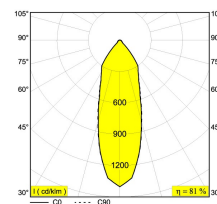
Project name _____

Quote# _____

Type/Quantity _____

REO S OK 92733 S1
202 38 811 922

[Weblink](#)



Opening formaat: 98 mm

Inbouwdiepte: 70 mm

Dikte montageoppervlak: max.30

Beschikbare kleuren: WIT (202 38 811 922 W)

ADJUSTABLE 0-30°/350°
 INCL.1 x LED 7,1-10,4W / CRI>90 / 2700K / 743-1032lm
 INCL.1 x REFLECTOR FL-33°
 EXCL.LED POWER SUPPLY 350-500mA-DC
 Other CRI or KELVIN on request

LED Technics: Lichtbron: 1032 lm // 10 W // 105 lm/W
 Luminaire: 840 lm // 12 W // 70 lm/W

Klasse: III

Gewicht: 0.4 KG

Protection level: IP23/20-20/20

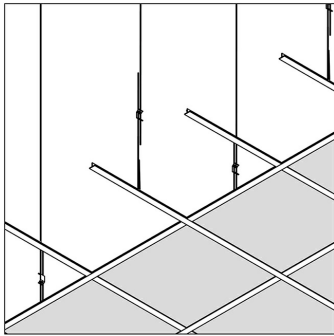
Minimumafstand: n.v.t.

Opties: PLASTERKIT 170
 LED POWER SUPPLY 350 / 500mA-DC DIM

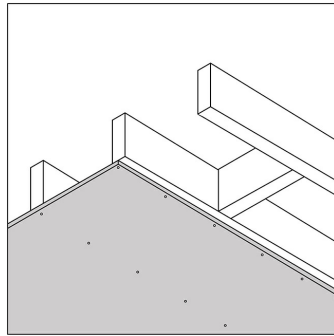
Voor gedetailleerde installatie-instructies, raadpleeg de handleiding. [202_38_811_XXX_HAND.pdf](#)

REO S OK 92733 S1
202 38 811 922

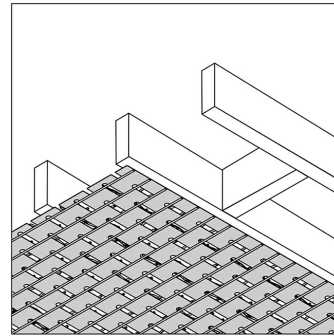
Plafond mogelijkheden



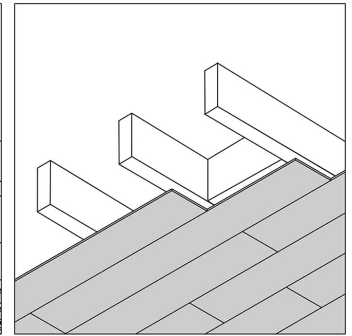
Systeemplafond



Gipsplaat



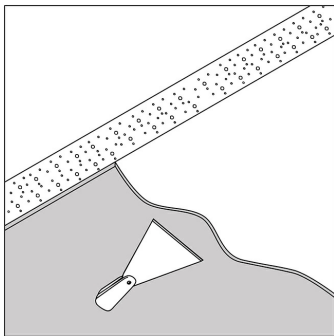
Stucanet



Hout

Optioneel

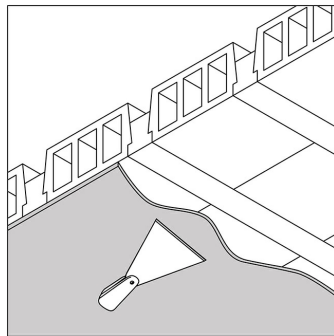
PLASTERKIT 170



Beton + pleister

Aleen met

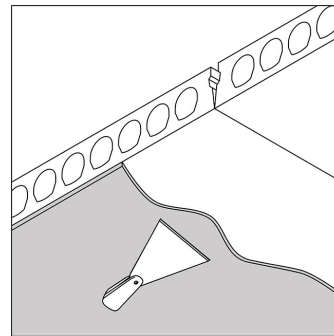
PLASTERKIT 170



Stalton + pleister

Aleen met

PLASTERKIT 170



Welfsels + pleister

Aleen met

PLASTERKIT 170

REO S OK 92733 S1
202 38 811 922

Related references
LED VOEDINGEN

Weblink / Specificatieblad

LED POWER CONVERTER 24V-DC TO MULTI CURRENT 48W DIM5
300 90 67
Aantal toestellen: 2 / -

Weblink / Specificatieblad

LED POWER CONVERTER 48V-DC to 350 mA-DC / 15W DIM1
300 48 350 ED1
Aantal toestellen: 1

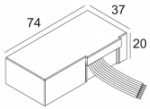
Weblink / Specificatieblad

LED POWER CONVERTER 48V-DC to 350 mA-DC / 15W DIM5
300 48 350 ED5
Aantal toestellen: 1

Weblink / Specificatieblad

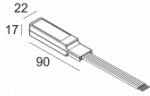
LED POWER CONVERTER 48V-DC to 350 mA-DC / 15W MDL
300 48 350 MDL
Aantal toestellen: 1

[Weblink](#) / [Specificatieblad](#)



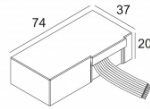
LED POWER CONVERTER 48V-DC to 350 mA-DC / 15W WDL
300 48 350 WDL
Aantal toestellen: 1

[Weblink](#) / [Specificatieblad](#)



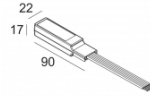
LED POWER CONVERTER 48V-DC to 500 mA-DC / 22W DIM1
300 48 500 ED1
Aantal toestellen: 1

[Weblink](#) / [Specificatieblad](#)



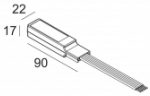
LED POWER CONVERTER 48V-DC to 500 mA-DC / 22W DIM5
300 48 500 ED5
Aantal toestellen: 1

[Weblink](#) / [Specificatieblad](#)



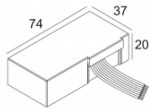
LED POWER CONVERTER 48V-DC to 500 mA-DC / 22W MDL
300 48 500 MDL
Aantal toestellen: 1

[Weblink](#) / [Specificatieblad](#)



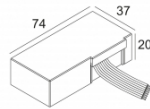
LED POWER CONVERTER 48V-DC to 500 mA-DC / 22W PRO DIM1
300 48 500 PRO ED1
Aantal toestellen: 1

[Weblink](#) / [Specificatieblad](#)



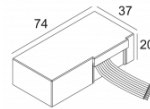
LED POWER CONVERTER 48V-DC to 500 mA-DC / 22W PRO DIM5
300 48 500 PRO ED5
Aantal toestellen: 1

[Weblink](#) / [Specificatieblad](#)



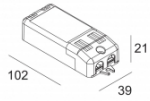
LED POWER CONVERTER 48V-DC to 500 mA-DC / 22W PRO WDL
300 48 500 PRO WDL
Aantal toestellen: 1

[Weblink](#) / [Specificatieblad](#)



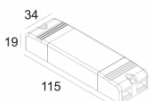
LED POWER CONVERTER 48V-DC to 500 mA-DC / 22W MDL
300 48 500 MDL
Aantal toestellen: 1

[Weblink](#) / [Specificatieblad](#)



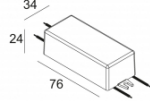
LED POWER SUPPLY 350mA-DC / 10W DIM8
300 90 110
220-240V / 0/50-60Hz
Aantal toestellen: 1

[Weblink](#) / [Specificatieblad](#)



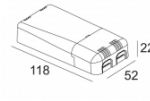
LED POWER SUPPLY 350mA-DC / 15W
300 90 91
110-240V / 0/50-60Hz
Aantal toestellen: 1

[Weblink](#) / [Specificatieblad](#)



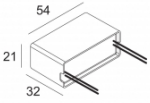
LED POWER SUPPLY 350mA-DC / 16W DIM8
300 90 312
110-240V / 0/50-60Hz
Aantal toestellen: 2

[Weblink](#) / [Specificatieblad](#)



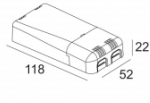
LED POWER SUPPLY 350mA-DC / 18W DIM8
300 90 116
220-240V / 50-60Hz
Aantal toestellen: 2->2

[Weblink](#) / [Specificatieblad](#)



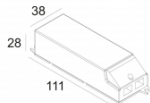
LED POWER SUPPLY 350mA-DC / 8W
300 90 108
110-240V / 0/50-60Hz
Aantal toestellen: 1

[Weblink](#) / [Specificatieblad](#)



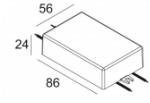
LED POWER SUPPLY 500mA-DC / 20W DIM8
300 90 121
220-240V / 50-60Hz
Aantal toestellen: 1

[Weblink](#) / [Specificatieblad](#)



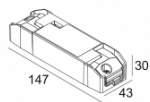
LED POWER SUPPLY 500mA-DC / 21W
300 90 122
110-240V / 0/50-60Hz
Aantal toestellen: 1

[Weblink](#) / [Specificatieblad](#)



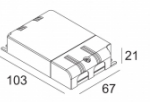
LED POWER SUPPLY 500mA-DC / 22W DIM8
300 90 5120
110-240V / 50-60Hz
Aantal toestellen: 2->2

[Weblink](#) / [Specificatieblad](#)



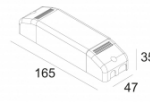
LED POWER SUPPLY MULTI-POWER COMPACT WDL
21012 009W
220-240V / 0/50-60Hz
Aantal toestellen: 2 / 2 / -

[Weblink](#) / [Specificatieblad](#)



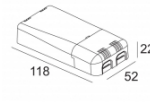
LED POWER SUPPLY MULTI-POWER DIM5
300 90 68
110-240V / 0/50-60Hz
Aantal toestellen: 2(1) / 2(1) / -

[Weblink](#) / [Specificatieblad](#)



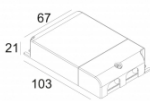
LED POWER SUPPLY MULTI-POWER DIM6
300 90 61
220-240V / 50-60Hz
Aantal toestellen: 2 / 2 / -

[Weblink](#) / [Specificatieblad](#)



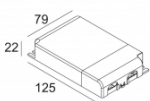
LED POWER SUPPLY MULTI-POWER DIM7
300 90 124
110-240V / 0/50-60Hz
Aantal toestellen: 2(1) / 1(1) / -

[Weblink](#) / [Specificatieblad](#)



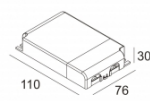
LED POWER SUPPLY MULTI-POWER DIM7
300 90 64
110-240V / 0/50-60Hz
Aantal toestellen: 2(1) / 2(1) / -

[Weblink](#) / [Specificatieblad](#)



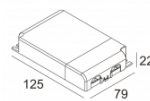
LED POWER SUPPLY MULTI-POWER DIM9
300 90 63
110-240V / 0/50-60Hz
Aantal toestellen: 3 / 3 / -

[Weblink](#) / [Specificatieblad](#)



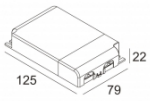
LED POWER SUPPLY MULTI-POWER HV
300 90 135
220-240V / 0/50-60Hz
Aantal toestellen: 3->3 / 2->3 / -

[Weblink](#) / [Specificatieblad](#)



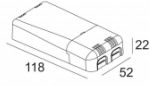
LED POWER SUPPLY MULTI-POWER HV DIM7
300 90 134
110-240V / 0/50-60Hz
Aantal toestellen: 2->5(5) / 4(3) / -

Weblink / Specificatieblad



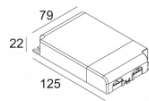
LED POWER SUPPLY MULTI-POWER HV DIM9
300 90 69
110-240V / 0|50-60Hz
Aantal toestellen: 2->5 / 4(3) / -

Weblink / Specificatieblad



LED POWER SUPPLY MULTI-POWER MINI DIM5
300 90 125
110-240V / 0|50-60Hz
Aantal toestellen: 2(1) / 1(1) / -

Weblink / Specificatieblad

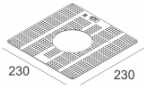


LED POWER SUPPLY MULTI-POWER WDL
21012 004W
110-240V / 0|50-60Hz
Aantal toestellen: 3 / 3 / -

Related references

PLESTERKITS

Weblink / Specificatieblad



PLASTERKIT 170
207 01 170

REO S OK 92733 S1
202 38 811 922

Gerelateerde project foto van product familie:

