

COSMOS

Design by Lieve Altherr Molina.

Reference

2501.

Application

Hanging lamps

Installation type

Surface

Description

Cosmos is a sculptural hanging lamp. Designed by Lieve, Altherr, Molina. Available in various colours: chocolate, green and light grey.

Diffuser

Polycarbonate diffuser

Materials

Canopy Plate: Steel

Body: ABS

Finish



2501-14 Matt dark-brown lacquer (RAL 8019)

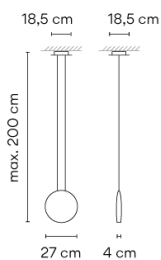


2501-62 Green (Pantone 5645)



2501-66 Light-grey (Pantone 403)

Sketch




Electrical characteristics

1 x LED 4,5W 350mA

Total 4.5 W



VIBIA



Light source: 2700K CRI >80 490 lm 108.8 lm/W

Fixture: 170 lm 37.77 lm/W

Driver included: CC - Constant Current 350 mA 110-240V 50/60Hz

Electronic dimming 1-10V Push

ficha.fichatecnicaproducto.regulacion.opcional DALI or Casambi

Physical characteristics

1 Box / 0.20 x 0.41 x 0.41 m. / Vol. 0.0336 m³ /

Gross weight 2.6 kg. / Net weight 2.3 kg.

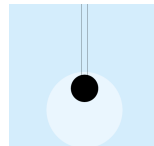
Installation and assembly

Please, see the installation manual

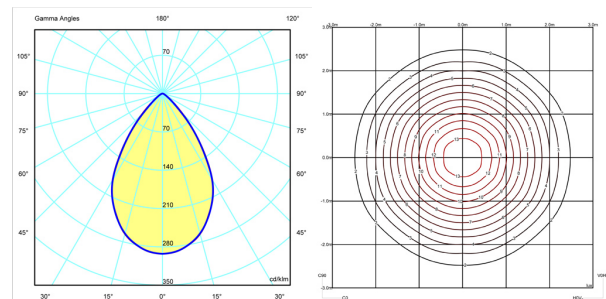
Light distribution

General lighting - opaque shade

Lamp for general lighting with an opaque shade and distributing light upwards and/or downwards mainly.



Photometric data



Certificates

